






2007 Brown County Needs and Assets Assessment






1. Gender			Response Percent	Response Count
Female			64.6%	383
Male			35.4%	210
			<i>answered question</i>	593
			<i>skipped question</i>	0




2. Age			Response Percent	Response Count
Under 20			2.2%	13
20-29			6.2%	37
30-39			16.0%	95
40-49			18.2%	108
50-59			23.8%	141
60-69			20.4%	121
70 and Above			13.2%	78
			<i>answered question</i>	593
			<i>skipped question</i>	0

3. Length of Time Living in Brown County

		Response Percent	Response Count
Don't Live in Brown County		10.6%	63
Less than 5 yrs		10.3%	61
5-10 yrs		12.8%	76
More than 10 yrs		50.1%	297
Life-Long Resident		16.2%	96
		answered question	593
		skipped question	0

4. Residence Location

		Response Percent	Response Count
Hamblen Township		15.7%	93
Washington Township		35.9%	213
Van Buren Township		8.6%	51
Jackson Township		26.6%	158
Other (please specify)		13.2%	78
		answered question	593
		skipped question	0

5. Work Location			Response Percent	Response Count
Brown County			51.9%	308
Don't Work			21.8%	129
Work Elsewhere			26.3%	156
			<i>answered question</i>	593
			<i>skipped question</i>	0

6. Housing						
	Concerned	Somewhat Concerned	Not Concerned	No Opinion	Rating Average	Response Count
Availability of affordable housing	50.7% (279)	31.1% (171)	11.1% (61)	7.1% (39)	1.75	550
Quality of available housing	42.0% (231)	32.9% (181)	14.5% (80)	10.5% (58)	1.94	550
Additional Comments						71
<i>answered question</i>						550
<i>skipped question</i>						43

7. Health						
	Concerned	Somewhat Concerned	Not Concerned	No Opinion	Rating Average	Response Count
Quality of local health services	30.9% (170)	35.5% (195)	27.1% (149)	6.5% (36)	2.09	550
Affordability of local health services	41.5% (228)	33.8% (186)	16.9% (93)	7.8% (43)	1.91	550
Accessibility of local health services	32.9% (181)	33.5% (184)	25.8% (142)	7.8% (43)	2.09	550
Ambulance service levels	35.6% (196)	32.5% (179)	23.5% (129)	8.4% (46)	2.05	550
Local hunger levels	36.4% (200)	43.1% (237)	10.2% (56)	10.4% (57)	1.95	550
Local health and fitness levels	36.7% (202)	37.8% (208)	16.5% (91)	8.9% (49)	1.98	550
Additional Comments						68
answered question						550
skipped question						43

8. Economic Development						
	Concerned	Somewhat Concerned	Not Concerned	No Opinion	Rating Average	Response Count
Availability of better paying jobs	72.0% (396)	19.8% (109)	4.7% (26)	3.5% (19)	1.40	550
Career advancement opportunities	62.9% (346)	23.8% (131)	8.4% (46)	4.9% (27)	1.55	550
Availability of employees with good work habits	46.0% (253)	34.5% (190)	10.7% (59)	8.7% (48)	1.82	550
Diversity of local employer base	48.2% (265)	26.9% (148)	13.6% (75)	11.3% (62)	1.88	550
Additional Comments						57
answered question						550
skipped question						43

9. Education and Youth						
	Concerned	Somewhat Concerned	Not Concerned	No Opinion	Rating Average	Response Count
Quality of local public schools	30.7% (169)	32.9% (181)	28.0% (154)	8.4% (46)	2.14	550
Number of youth continuing education after high school	42.2% (232)	38.2% (210)	11.6% (64)	8.0% (44)	1.85	550
Availability of intervention programs for at-risk youth	47.1% (259)	35.5% (195)	8.5% (47)	8.9% (49)	1.79	550
Availability of affordable, quality child care	42.0% (231)	31.3% (172)	14.0% (77)	12.7% (70)	1.97	550
Quality of educational programs for children with disabilities	34.0% (187)	28.5% (157)	18.5% (102)	18.9% (104)	2.22	550
Additional Comments						60
answered question						550
skipped question						43

10. Arts and Leisure						
	Concerned	Somewhat Concerned	Not Concerned	No Opinion	Rating Average	Response Count
Variety of recreational activities	24.7% (136)	34.0% (187)	37.5% (206)	3.8% (21)	2.20	550
Variety of cultural events	18.5% (102)	34.2% (188)	41.3% (227)	6.0% (33)	2.35	550
Efforts to protect and promote the county's art heritage	22.0% (121)	30.5% (168)	39.6% (218)	7.8% (43)	2.33	550
Additional Comments						60
answered question						550
skipped question						43

11. Safety and Support Services

	Concerned	Somewhat Concerned	Not Concerned	No Opinion	Rating Average	Response Count
Quality of police department services	31.5% (173)	34.0% (187)	26.2% (144)	8.4% (46)	2.11	550
Quality of fire department services	38.2% (210)	34.4% (189)	19.5% (107)	8.0% (44)	1.97	550
Local child abuse levels	39.3% (216)	34.9% (192)	8.4% (46)	17.5% (96)	2.04	550
Local domestic violence levels	41.3% (227)	34.7% (191)	8.2% (45)	15.8% (87)	1.99	550
Local alcohol and drug abuse levels	53.1% (292)	29.6% (163)	5.8% (32)	11.5% (63)	1.76	550
Availability of services for the elderly	39.1% (215)	38.2% (210)	11.8% (65)	10.9% (60)	1.95	550
Availability of public transportation	47.6% (262)	29.5% (162)	14.0% (77)	8.9% (49)	1.84	550
Availability of services for people with physical and/or intellectual disabilities	35.6% (196)	36.9% (203)	11.5% (63)	16.0% (88)	2.08	550
Additional Comments						54
<i>answered question</i>						550
<i>skipped question</i>						43

12. Environment and Infrastructure						
	Concerned	Somewhat Concerned	Not Concerned	No Opinion	Rating Average	Response Count
Effectiveness of sewer and septic systems	54.7% (301)	25.6% (141)	11.1% (61)	8.5% (47)	1.73	550
Amount of littering and dumping	50.7% (279)	34.2% (188)	9.5% (52)	5.6% (31)	1.70	550
Water quality	45.9% (252)	28.2% (155)	18.2% (100)	7.7% (42)	1.88	549
Availability of recycling opportunities	20.2% (111)	29.7% (163)	43.5% (239)	6.6% (36)	2.36	549
Availability of Internet and other communication services	43.5% (239)	25.9% (142)	20.0% (110)	10.6% (58)	1.98	549
Accessibility of buildings for people with physical limitations	22.9% (125)	41.0% (224)	18.6% (102)	17.6% (96)	2.31	547
Additional Comments						58
answered question						550
skipped question						43

13. Possible Projects						
	Very Important	Somewhat Important	Not Very Important	No Opinion	Rating Average	Response Count
Expand health support clinic	48.6% (255)	32.4% (170)	7.6% (40)	11.4% (60)	1.82	525
Continue development of affordable housing options	50.7% (266)	33.9% (178)	7.4% (39)	8.0% (42)	1.73	525
Develop a rural transportation system	39.6% (208)	33.5% (176)	19.2% (101)	7.6% (40)	1.95	525
Promote county's environmental aspects	51.4% (270)	33.1% (174)	7.8% (41)	7.6% (40)	1.72	525
Continue to support and develop CRC	53.5% (281)	32.2% (169)	3.8% (20)	10.5% (55)	1.71	525
Establish a regional arts and culture center	27.2% (143)	37.3% (196)	24.4% (128)	11.0% (58)	2.19	525
Enhance efforts to attract visitors	45.5% (239)	34.7% (182)	12.2% (64)	7.6% (40)	1.82	525
Establish a regional history center	25.7% (135)	39.8% (209)	24.8% (130)	9.7% (51)	2.18	525
Combine City and County offices	26.5% (139)	26.1% (137)	25.9% (136)	21.5% (113)	2.42	525

Develop health and fitness initiatives	30.1% (158)	43.2% (227)	15.4% (81)	11.2% (59)	2.08	525
Improve the sewer and water systems	60.6% (318)	25.7% (135)	5.0% (26)	8.8% (46)	1.62	525
Develop a fire district	24.8% (130)	16.0% (84)	29.3% (154)	29.9% (157)	2.64	525
Additional Comments						94
<i>answered question</i>						525
<i>skipped question</i>						68

14. Final Impressions						
	Agree	Somewhat Agree	Disagree	No Opinion	Rating Average	Response Count
Our county is a great place to live	71.8% (377)	21.5% (113)	2.7% (14)	4.0% (21)	1.39	525
In general, things are going in the right direction	27.6% (145)	47.6% (250)	18.1% (95)	6.7% (35)	2.04	525
<i>answered question</i>						525
<i>skipped question</i>						68

15. If you could change one thing that would make Brown County a better place to live and work, what would it be?	
	Response Count
	525
<i>answered question</i>	525
<i>skipped question</i>	68

16. When you think about Brown County, what are three words that come to mind?	
	Response Count
	525
<i>answered question</i>	525
<i>skipped question</i>	68